


# SANDF

Curved Glass, Self Contained

**DELUXE DISPLAY CASE  
FOR FROZEN PRODUCTS  
W/ CURVED FRONT GLASS**

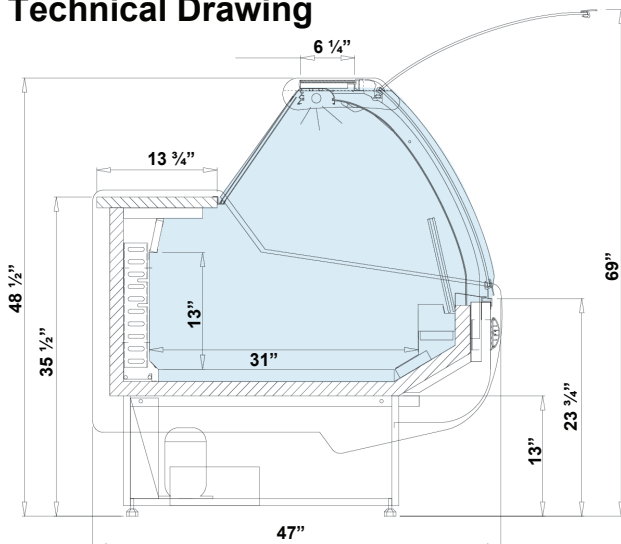


SANDF6

### Standard Features

- Internal cooling aggregate
- Dynamic cooling (ventilated)
- External housing made of white coated steel (from the stuff side)
- Base and front panel made of white coated steel
- Ecological polyurethane foam insulation
- Display area made of stainless steel
- Grey granite worktop (thickness 20 mm)
- Anodised aluminum profiles available in gold or silver
- Curved front glass - telescopic lifting system
- Internal front combined glass (defogger)
- Night screens made of plexi glass
- Lamp with LED light
- Plastified reticulated baskets
- Device leveling legs
- Automatic defrost system
- Automatic condenser vaporization
- Electronic temperature controller with digital display

### Technical Drawing



\*\*\*All equipment are designed to operate in a controlled environment below 75°F (+24°C) temperature and HR 55% relative humidity.

### Options

- Remote compressor
- Stainless steel base and front
- Possibility of multiplexing
- Corner units available
- Variety of finished colours


#### Granite colours



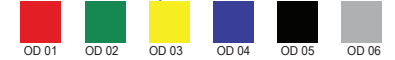
#### Aluminum profile colours




#### Metal element colours



#### Plastic bumper colours



#### Plastic side colours



### Dimensions

Model	Dimension W x D x H	Weight (lbs / kg)
SANDF4	54 1/2" x 47" x 48 1/2"	441 / 200
SANDF5	66 1/4" x 47" x 48 1/2"	485 / 220
SANDF6	79 1/4" x 47" x 48 1/2"	551 / 250
SANDF8	100" x 47" x 48 1/2"	595 / 270

\* Customizable options available

\*\* Multiple sizes available

### Voltage

- 115 / 220V | 1ph | 60 Hz | 14A, max. fuse: 20A

\* Specifications are subject to change without notice.

\*\*All measurements are approximates.