

THERMA-TEK

R A N G E C O R P .

Therma-Tek Range Corp.
115 Rotary Drive, Valmont Industrial Park
West Hazleton, PA 18202



TCHP24-4



TCHP24SU-4



TC60SC

HEAVY DUTY GAS COUNTER HOTPLATES

GENERAL SPECIFICATIONS

Heavy duty gas counter hotplates built on welded angle iron frame construction for strength and durability. Flat surface and step-up models feature lift off cast iron open top burners with individual top grates for each burner. Removable crumb tray is provided for easy cleaning. Standard model sizes are 12" (305 mm), 24" (610 mm), 36" (915 mm), 48" (1,219mm), 60" (1,524 mm) and 72" (1,829 mm). All counter models are range match when placed on our equipment stand.

STANDARD FEATURES

- * Fully stainless steel exterior.
- * 4" (101.5 mm) adjustable legs.
- * Gas pressure regulator.
- * One year limited parts and labor warranty.

OPEN TOP BURNERS

- * Cast iron lift off burners for easy cleaning.
- * Rated at 30,000 BTU's (8.79 kW).
- * Cast iron venturies.
- * Top grate supports located every 12" assuring the cooking top's structural integrity.
- * Spill-proof pilot ignition system.
- * Individual 12" (305 mm) x 12" (305 mm) cast iron top grates.
- * Controlled by a brass valve with infinite adjustment.

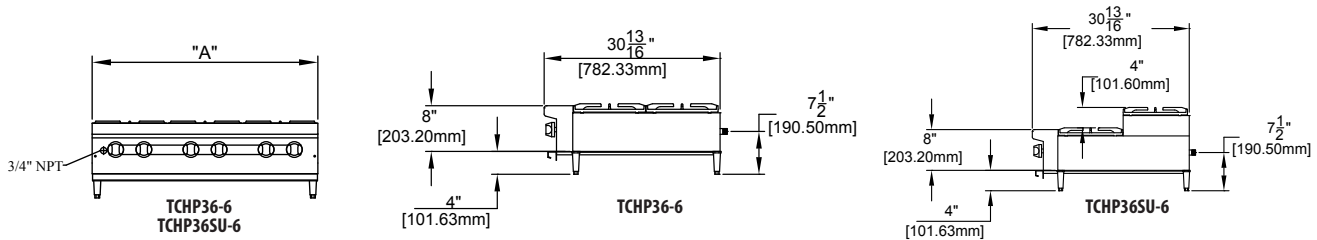
OPTIONAL FEATURES

- * Stainless steel equipment stand with stainless steel bottom shelf and chrome plated leveling feet.
- * Available sizes 12" (305 mm), 24" (610 mm), 36" (915 mm), 48" (1,219mm), 60" (1,524 mm) and 72" (1,829 mm)
- * Model example: TC60S
- * Add optional casters with suffix C. Model example: TC60SC
- * CE-approved flame failure device available on most models.

HEAVY DUTY GAS COUNTER HOTPLATES



Therma-Tek Range Corp.
115 Rotary Drive, Valmont Industrial Park
West Hazleton, PA 18202



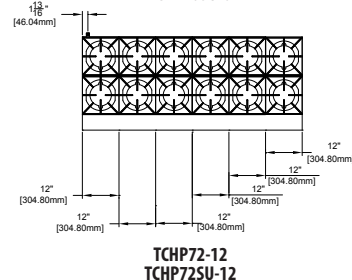
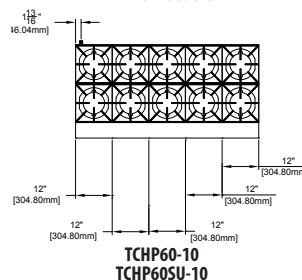
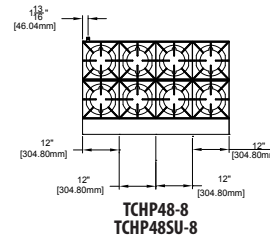
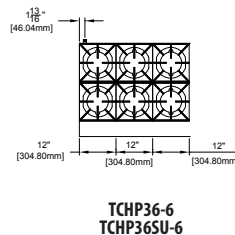
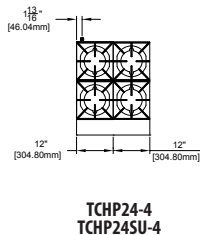
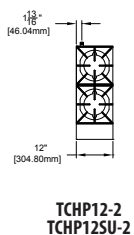
GAS REQUIREMENTS						
Operating Manifold Gas Pressure						
Natural		Propane		Manifold Connection	Input Rating per Burner	
"WC	mbar	"WC	mbar		Total BTU/Hr	kW
5	12.45	10	24.9	3/4" NPT	30,000	8.79

Model Number	Dimension "A"	
	inches	mm
TCHP12-2 / 12SU-2	12	305
TCHP24-4 / 24SU-4	24	610
TCHP36-6 / 36SU-6	36	915
TCHP48-8 / 48SU-8	48	1219
TCHP60-10 / 60SU-10	60	1524
TCHP72-12 / 72SU-12	72	1829

Model Number	Description	Total gas consumption per model		Gross Weight	
		Total BTU/Hr	kW	Lbs.	Kg
TCHP12-2 / 12SU-2	Two open burners	60,000	17.59	120	54.5
TCHP24-4 / 24SU-4	Four open burners	120,000	35.17	195	88.5
TCHP36-6 / 36SU-6	Six open burners	180,000	52.75	275	125
TCHP48-8 / 48SU-8	Eight open burners	240,000	70.34	350	159
TCHP60-10 / 60SU-10	Ten open burners	300,000	87.92	430	195.5
TCHP72-12 / 72SU-12	Twelve open burners	360,000	105.50	525	238.5

NOTE: Add suffix "N" for natural gas, and "L" for propane.

CLEARANCES	Sides	Back
Non Combustible	0"	0"
Combustible	12" (305 mm)	12" (305 mm)



Installation Notes

This product is NOT approved for residential use.
Please advise us of installation over 2000ft. (610m) altitude.
Installation clearance reduction applies only where local codes permit.
All Therma-Tek products are covered by a one year limited parts and labor warranty.
A detailed warranty is included with the appliance or is available upon request.
Installation and/or operation by other than manufacturer's recommendations may void warranty.
Because of continuing product improvement, these specifications are subject to change without notice.



Printed July 2008
Printed in the USA