

# salva



## modular NXM-3006-B3-V3 S435 Future

### FEATURES

Electrical polyvalent oven for trays formed by three modules or independent chambers apilables that allow to mount the oven so that it adapts to the current and future needs of the client.

### STRUCTURE

- **Two bread doors per module**

The glass is easy to replace and also to clean

- **Allogenic lighting**

- **Bolinig Chamber**

Fixed.

Aluminized sheets in the oven sides.

Stone sole and black blued steel ceiling.

- **High density insulation**

- **Future Control Panel**

It allows adapting the program to te baked product, controlling the percentage of heating elements, the steam injection time, the temperatura and the bakeing time.

- **Steam**

Rapid recovery steam producer.

### NEWS

- **Lower consumption**

The POWER MASTER CONTROL system allows it to operate 33% bellow nominal power.

- **Better baking**

The system of electrical resistances crossing the ceramic bricks, the heart of the SALVA modular oven, ensures excellent baking.

- **More programs**

The new control panel has up to 100 different programs allowing different baking phases.

- **Connectivity**

The E-FUTURE control panel means it can connect to the internet via the SALVA LINK program and be controlled from any mobile device.

- **Temperature**

The cooking temperature is up to 300°C due to the additional reinforcement of the baking chamber

# OVEN COMPOSITION AND DETAILS

## 1 Top module

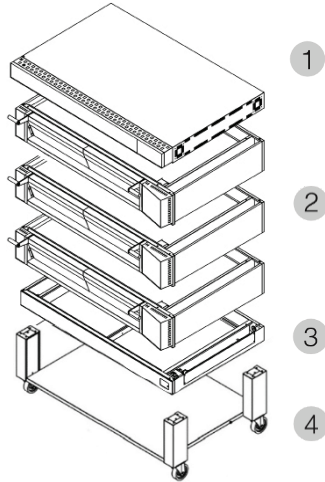
Essential.  
Height: 165 mm.

## 3 Base

Essential.  
Height: 150 mm.

## 4 Support NXM-435/02

Legs height: 435 mm.  
Wheels height: 200 mm.



## 2 Three modules NXM-B3-V3

Height: 315 mm/module.

Capacity: 3 tray 66x46

Total capacity: 9 tray 66x46

	Total kW	V	A	Hz	BOCPD
NXM-B1-V1 Single Connection	8.1 kW 3Ph+G	204-240	21.0	50/60	30 Amp.
NXM-B1-V1 Single Connection	8.1 kW 3Ph+G	204-240	21.0	50/60	30 Amp.
NXM-B1-V1 Single Connection	8.1 kW 3Ph+G	204-240	21.0	50/60	30 Amp.
Total Connection	24.4 kW 3Ph+G	204-240	63.1	50/60	80 Amp.

Weight: 800Kg

# INSTALLATIONS IN DETAIL

## A Baking chamber fumes chimney

It is recommendable to use a standard independent insulated damper of 200 mm ( 6.9") inside diameter.

## B Water supply

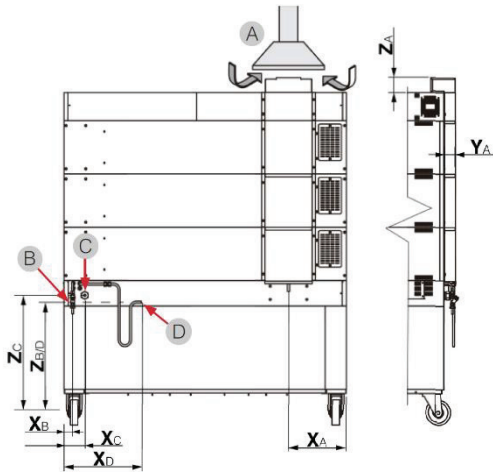
Outlet water pressure between 1,5 and 2,5 kg/cm<sup>2</sup>. End of the tube with 1/2" (23,3mm) male connector. Connection to the oven by 10mm minimum internal diameter flexible hose.

## C Electric power supply

The electrical connection should be performed by authorized professionals, following the rules in force in each country.

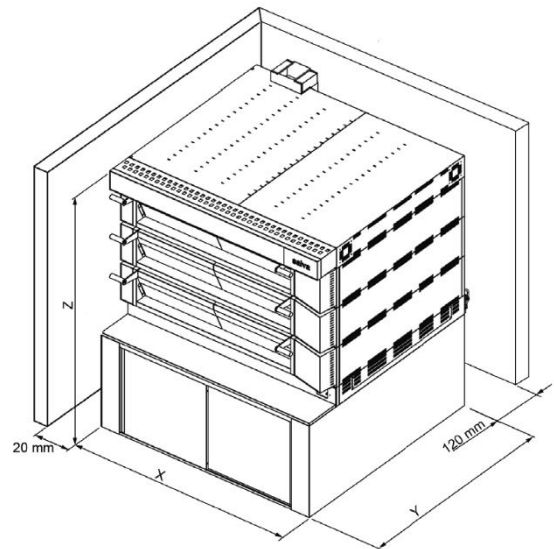
## D Water supply

Essential in modules with steam.  
1" (33.7 mm) tube of metal or heat-resistant material.  
Connection to the oven by 14 mm internal diameter flexible hose.



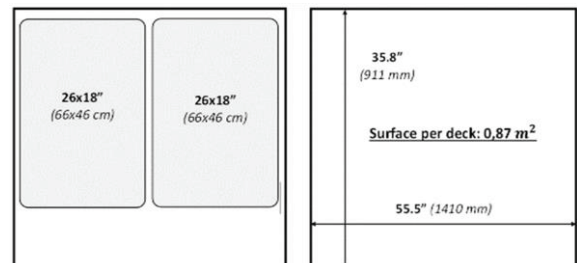
	X	Y	Z
A Baking chamber fumes chimney	353,5	73	88
B Water supply	60	-	735
C Electric power supply	120	-	695
D Drainage	100	-	735

# GENERAL DIMENSIONS



X	Y	Z
1461 mm	1331 mm	1895 mm

## Facilities location (mm) ■



Surface per deck: 0,87 m<sup>2</sup>

Capacity per deck: 2 tray (66x46 or 75x45)