

# salva



## modular NXE-1003-B1-V1 S730 Future

### FEATURES

Electrical polyvalent oven for trays formed by one independent chambers apilables that allow to mount the oven so that it adapts to the current and future needs of the client.

### STRUCTURE

#### ■ Two bread doors per module

The glass is easy to replace and also to clean

#### ■ Allogenic lighting

#### ■ Bolinig Chamber

Fixed.

Aluminized sheets in the oven sides.

The soil and ceiling are black blued Steel.

#### ■ Future Control Panel

It allows adapting the program and the regulation of the ceiling, floor and front heating elements.

#### ■ Steam

Rapid recovery steam producer

### NEWS

#### Lower consumption ■

The POWER MASTER CONTROL system allows it to operate 33% bellow nominal power.

#### Better baking ■

The system of electrical resistances crossing the ceramic bricks, the heart of the SALVA modular oven, ensures excellent baking.

#### More programs ■

The new control panel has up to 100 different programs allowing different baking phases.

#### Connectivity ■

The E-FUTURE control panel means it can connect to the internet via the SALVA LINK program and be controlled from any mobile device.

#### Temperature ■

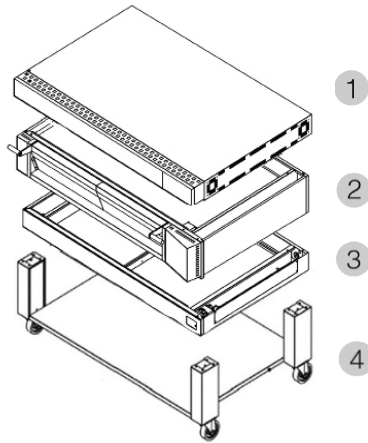
The cooking temperature is up to 300°C due to the additional reinforcement of the baking chamber

# OVEN COMPOSITION AND DETAILS

**1 Top module**  
Essential.  
Height: 165 mm.

**3 Base**  
Essential.  
Height: 150 mm.

**4 Support NXE-730/02**  
Legs height: 730 mm.  
Wheels height: 200 mm.



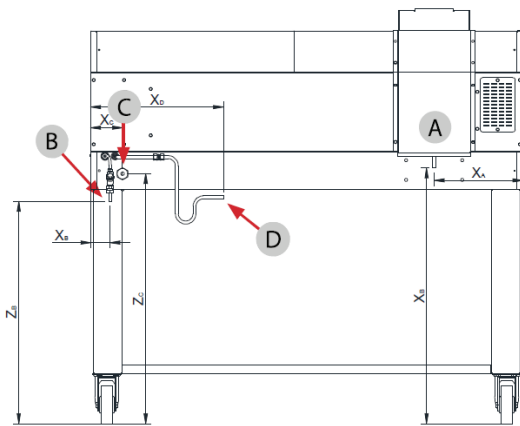
**2** One module NXE-B1-V1  
Height: 315 mm/module.

Total kW	V	A	Hz	BOCPD
10.9 kW 3Ph+G	204-240	28.5	50/60	35 Amp.

Weight: 470Kg

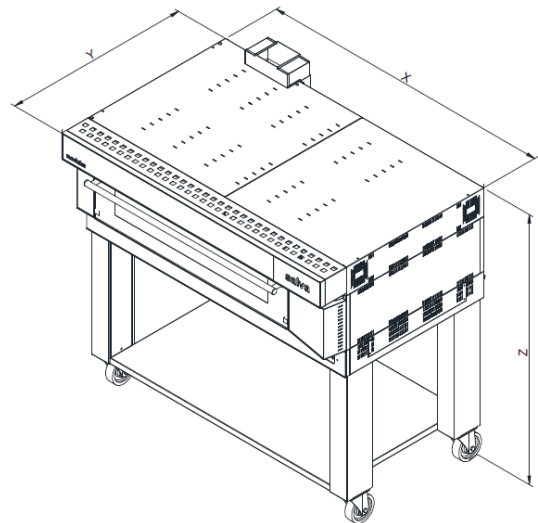
## INSTALLATIONS IN DETAIL

- A Baking chamber fumes chimney**  
It is recommendable to use a standard independent insulated damper of 200 mm ( 6.9") inside diameter.
- B Water supply**  
Outlet water pressure between 1,5 and 2,5 kg/cm<sup>2</sup>. End of the tube with 1/2" (23,3mm) male connector. Connection to the oven by 10mm minimum internal diameter flexible hose.
- C Electric power supply**  
The electrical connection should be performed by authorized professionals, following the rules in force in each country.
- D Water supply**  
Essential in modules with steam.  
1" (33.7 mm) tube of metal or heat-resistant material.  
Connection to the oven by 14 mm internal diameter flexible hose.



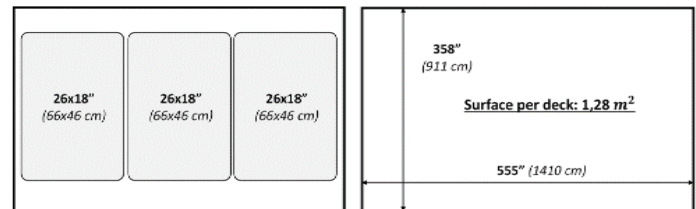
	X	Y	Z
<b>A</b> Baking chamber fumes chimney	353,5	73	88
<b>B</b> Water supply	60	-	735
<b>C</b> Electric power supply	120	-	695
<b>D</b> Drainage	100	-	735

## GENERAL DIMENSIONS



X	Y	Z
1895 mm	1331 mm	1560 mm

Facilities location (mm) ■



Surface per deck: 1,28 m<sup>2</sup>

Capacity per deck: 3 tray (66x46 or 75x45)