


# SAND

Curved Glass, Self Contained

**REFRIGERATED  
DELI/MEAT/CHEESE/SALAD CASE  
W/ LIFT-UP CURVED FRONT GLASS**

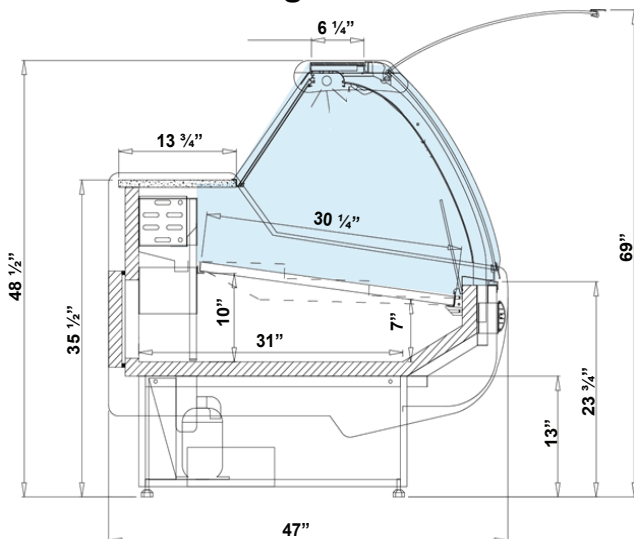


SAND6

### Standard Features

- Internal cooling aggregate
- Static cooling
- External housing made of white coated steel (from the stuff side)
- Base and front panel made of white coated steel
- Ecological polyurethane foam insulation
- Display area made of stainless steel
- Storage chamber made of stainless steel
- Storage chamber back doors - hinged
- Grey granite worktop (thickness 20 mm)
- Curved front glass - telescopic lifting system
- Night screens made of plexi glass
- Lamp with LED light
- Device leveling legs
- Automatic defrost system
- Condenser outlet to container
- Flat insert

### Technical Drawing



\*\*\*All equipment are designed to operate in a controlled environment below 75°F (+24°C) temperature and HR 55% relative humidity.

### Options

- Remote compressor
- Stainless steel base and front
- Possibility of multiplexing
- Corner units available
- Fresh seafood display case (Model: SANFIDID) available
- Variety of finished colours
- Steps insert

#### Granite colours



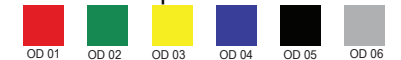
#### Aluminum profile colours




#### Metal elements colours



#### Plastic bumper colours



#### Plastic side colours



### Dimensions

Model	Dimension W x D x H	Weight (lbs / kg)
SAND3	41" x 47" x 48 1/2"	320 / 145
SAND4	54" x 47" x 48 1/2"	364 / 165
SAND5	65 3/4" x 47" x 48 1/2"	430 / 195
SAND6	78 3/4" x 47" x 48 1/2"	485 / 220
SAND8	100" x 47" x 48 1/2"	650 / 295
SAND10	128 1/2" x 47" x 48 1/2"	
SAND12	150 3/4" x 47" x 48 1/2"	

\* Customizable options available

\*Multiple sizes available

### Voltage

- SAND3~8 : 115V | 1ph | 60 Hz | 8A, max. fuse: 15A

\* Specifications are subject to change without notice.

\*\*All measurements are approximates.