

WARRANTY:
ICE MAKERS - 3 YEARS PARTS AND LABOR
EVAPORATOR - 5 YEARS PARTS AND LABOR
COMPRESSOR - 5 YEARS PARTS

DELTA NG 80 R290












115 V / 60 Hz

SELF-CONTAINED ICE CUBE MACHINE

FEATURES

- ▶ PRODUCES SOLID GOURMET CRYSTAL CLEAR ICE CUBES
- ▶ A3S: ANTI-SCALE SPRAY SYSTEM. ITV PATENTED SPRAY SYSTEM WITH FLEXIBLE NOZZLES THAT AVOID LIMESCALE DEPOSITS WITH SMALL VIBRATIONS
- ▶ STIF: STRONG INOX FRAME. SOLID MACHINE STRUCTURE IN 4 COLUMNS WITH AISI 304 STAINLESS STEEL FRAME
- ▶ STRONGEST DOOR IN THE MARKET. MADE OF STAINLESS STEEL. OPENING AND DAMPING SYSTEM PATENTED BY ITV
- ▶ FRONT VENTILATION CONCEPT: FRONTAL IN-OUT AIR SYSTEM ALLOWS 'BUILT IN' MACHINES
- ▶ CLEANING SWITCH: ALLOWS CIRCULATION OF WATER WITH DESCALING PRODUCT (CALKLIN OR SIMILAR) WITHOUT COOLING
- ▶ "NEVER STOP" MOTOR PUMP DEVELOPED BY ITV. PUMP WITHOUT SEALS, WHICH AVOIDS DETERIORATION IN HARD WATER
- ▶ EASI: EASY ACCESS FOR SERVICE & INSTALLATION. ALL PANELS CAN BE DISASSEMBLED SEPARATELY
- ▶ ON/OFF LIGHTED ROCKER SWITCH IN FRONT PANEL
- ▶ TROPICALIZED MACHINES (T CLASS) / HEIGHT ADJUSTABLE LEGS FROM 105MM TO 155MM



	 24 H	 70°F/20°C	 50°F/10°C	 90°F/32°C	 70°F/21°C	 STOCK	 in (mm)	 in (mm)	
		lbs (Kg)		lbs (Kg)		lbs (Kg)			
DELTA NG 80 A		77 (35)		64 (29)		33 (15)	Width 15.95"(405)	Width 18.90"(480)	DELTA 40gr 1.57" (Ø) x 1.73" (H) 40 (Ø) x 44 mm (H) Average dimensions
DELTA NG 80 W		- (-)		- (-)			Depth 20.28"(515)	Depth 22.84"(580)	
							Height* 29.30"(744)	Height 35.44"(900)	

* WITH LEGS 33.43"/35.40"(849/899)

ACCESSORIES

INCLUDED



WATER OUTLET HOSE



6" HEIGHT ADJUSTABLE LEG KIT



SCOOP

NOT INCLUDED (OPTIONAL)



ANTI-LIMESCALE FILTER #7500



10" FILTER ANTI-LIMESCALE + ANTI-CHLORINE PRO-101 K #33738



PARTICLE FILTER #7499



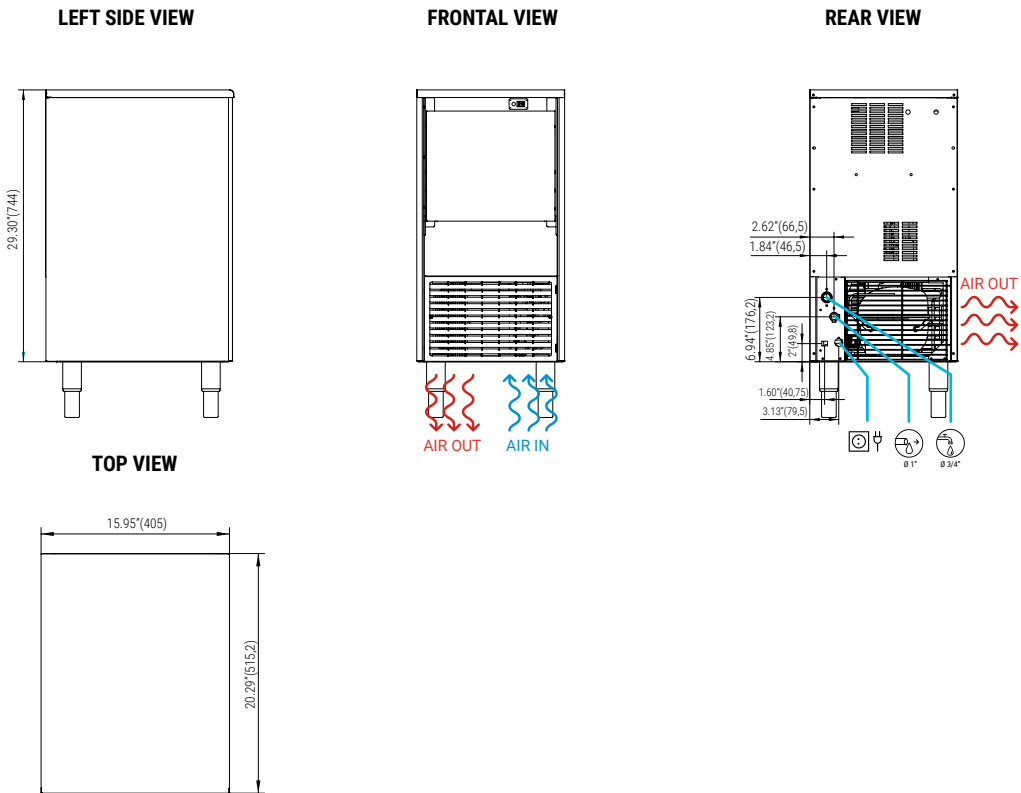
C4 WATER SOFTENER #30353



SCALE KLEEN #33492

TECHNICAL SCHEME

DELTA NG 80



* All dimensions in inches (and mm)

OPERATING CONDITIONS

PRODUCTION (LBS) 60Hz

±10% V
 41°F/109°F
 41°F/95°F
 14.5 psi (1 bar) / 87 psi (6 bar)
 18 Ice cubes/cycle

R290

V	Hz	ph
115	60	1N

		DELTA NG 80 AIR COOLED				
		50°	60°	70°	86°	
		10°	15°	21°	30°	
	50°	77	75	73	71	
	10°					
	68°	77	73	71	66	
	21°					
	90°	68	66	64	60	
	32°					
	109°	53	48	42	40	
	43°					

		DELTA NG 80 WATER COOLED				
		50°	60°	70°	86°	
		10°	15°	21°	30°	
	50°	-	-	-	-	
	10°					
	68°	-	-	-	-	
	21°					
	90°	-	-	-	-	
	32°					
	109°	-	-	-	-	
	43°					

MODELS		ASHRAE CONDITIONS (BTU/h) (W)	 (W) 109°F	 (AWG/mm ²) (n.)	 FUZE	 100lbs 90°F / 70°F (Kwh/100 lbs)	 gal 100lbs (l/h)	 HEAT REJECTED (BTU/h) (W)	 (lbs)	 (lbs)
DELTA NG 80 A		3,449 1011	251	16/1.5	3	10	9.9	33.3 3.1	1,992 584	84 101
DELTA NG 80 W		-	-	-	-	-	-	-	-	-

ITV
 ICE makers
 9550 Satellite Blvd, Suite 100
 Orlando, FL 32837
 Phone: 1 407 826 1860 | Fax: 1 407 826 1861
 Toll Free: 1 888 488 1423
 sales@itvice.com | www.itvice.com

TECHNICAL ASSISTANCE
ITV
 ICE makers
 SERVICE
 service@itvice.com
 Skype: service@itvice.com
 PHONE: +1 888 488 1423
 FROM 8AM TO 5PM EST

WARRANTY:
 ICE MAKERS - 3 YEARS PARTS AND LABOR
 EVAPORATOR - 5 YEARS PARTS AND LABOR
 COMPRESSOR - 5 YEARS PARTS

